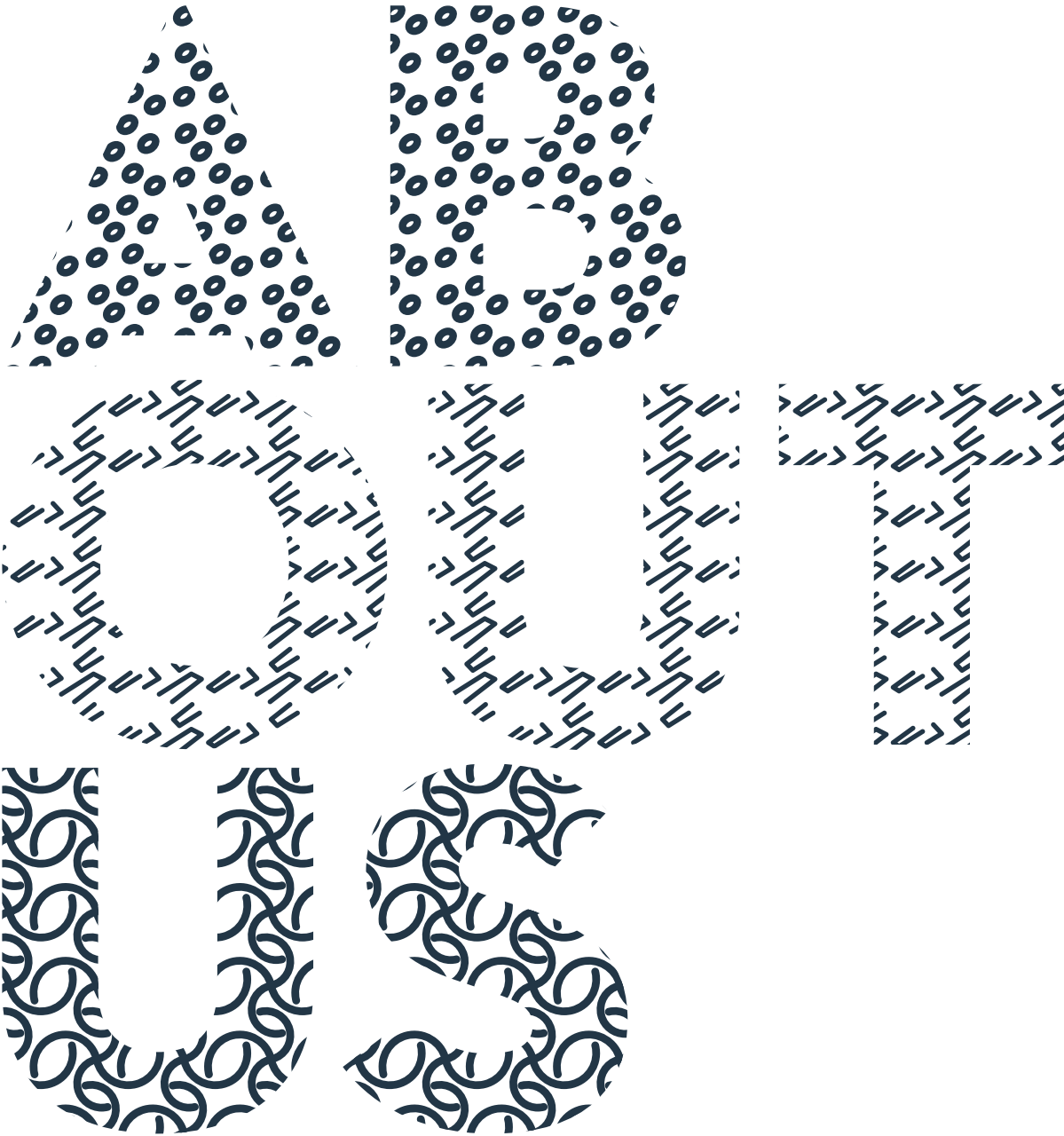


col lec tion



GEMANCO[®]
DESIGN
WALL EXPERIENCE

Gemanco Design



Gemanco Design is the latest business unit of Gemanco Spa. Ever since its inception, Gemanco Design has always aimed at providing innovative products for living and commercial spaces.

Gemanco Design is specialized in the production of:

- resin mosaics


- decorations UV printed on diverse supports
- custom-made wallpapers
- wall stickers.

Endowed with a dynamic and professional team made up of architects, designers, technicians, sales and marketing employees

specialized in design, Gemanco Design provide you with excellent products and an exceptional customer-care service.

The Apulian company produce tailor-made items and don't sell from stock. They work only on demand and meet your needs and desires.

Personalize your space with Gemanco App



PATTERN

// SELEZIONA IL TIPO DI PATTERN

2X2 - 3 COLORI



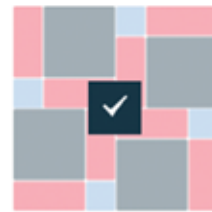
2X10 - 3 COLORI



PALLINI DIAMETRO 2CM - 3 COLORI




BAUHAUS - 3 COLORI



SNAKE - 2 COLORI




QUADRATO NEL QUADRATO - 2 COLORI



CARRARA - 2 COLORI



CROCI QUADRE - 2 COLORI



ESAGONALE 40X35 MM - 2 COLORI





GEOMETRIC 7 - 2 COLORI




VIMINI - 2 COLORI



ESAROMBO - 3 COLORI





mo

sa

ic



Resin mosaic: an innovative project “revolutionizing” the ancient art of mosaic




Resin mosaic is the innovative outcome of fusing digital printing and top-quality transparent resin. It is the ideal solution for reproducing images of any colour and size. Gemanco Design mosaic is indistinguishable from ceramic and glass mosaics but

it is lighter and thinner, as well as flexible and completely customisable.

Resin is the most appropriate material for quick renovations. The resin mosaic can be easily placed on the existing tiles with no need of

removing the old coating as it is only 2 mm thick.

The resin mosaic is also a useful tool for architects and designers carrying out renovation projects of interior and external spaces including swimming pools.



Light



**Flexible
and thin**



**100%
Made
in Italy**



**Resistant
to UV rays
and atmospheric
agents**



Features of the resin mosaic

- made in Italy
- 100% customisable: any digital image can be converted into a mosaic - you can choose the image, the shape of the tesserae and the space between the tiles -
- very thin - just 2/3 mm thick -
- very light - just 1.2 kg per square meter -
- UV resistant - it can be also used outside keeping the colors
- bright and intense since they are protected by the resin -
- waterproof - full reliability of the materials under any weather conditions -
- non toxic - ideal for any food spaces -
- flexible enough to be applied to curved, concave, convex and irregular surfaces
- backlit - it can be translucent -
- easy to install - the application technique is identical to ceramic and glass mosaics (alternatively, it can be simply installed to the surface to be coated as the product can be also self-adhesive) -
- easy to apply to any surfaces (i.e., walls, ceilings, pieces of furniture, doors, pieces of kitchen furniture, mirrors, tiles, wooden panels, MDF boards and many other supports).



Tips for the application of the resin mosaic



Gemanco Design resin mosaic is extremely versatile. It can be used to:

- decorate indoor and outdoor walls of private and public spaces
- coat bathrooms, hammams, spas and swimming pools
- decorate table tops, chairs and other furniture items
- decorate ceilings
- create headboard designs

- decorate mirrors and windows
- embellish frames
- tile kitchen splash backs
- create special lighting effects.

Gemanco Design resin mosaic can also be printed on either matte or mirrored golden and silver surfaces, as well as on transparent and fluorescent supports. Resin is glossy

by nature, but the product can also be provided with a matte finish.

Gemanco Design can convert works of art into amazing decorative walls. Their graphic designers can work on both vector files and digitalized paintings, reproducing images faithfully and obtaining top-quality artworks.

9 good reasons why to choose Gemanco Design resin mosaic



1. PERSONALIZATION

As general use, ceramic and glass mosaics cannot be tailor-made (you have to choose the mosaic pattern from the catalogue provided by the manufacturer). Even if the producer is willing to make the mosaic that best satisfies your taste, you must order a large quantity. Generally, if reproducing photographs on ceramic and glass mosaics is an unworkable task, recreating artistic drawings

can be possible but is extremely expensive. Gemanco Design resin mosaic makes you truly follow your imagination and gives you the freedom to create any pattern you desire and the satisfaction to produce it. You DO NOT need a minimum order quantity.

2. EASY APPLICATION

During renovations, if you have to apply ceramic and/or glass mosaics, the old tiles have to be

removed and the surface has to be levelled before placing the new covering. By contrast, as Gemanco Design resin mosaic is only 3 mm thick, it can be very simply and quickly placed on the existing tiles. Thus, it is time and cost effective.

3. VERSATILITY

Unlike the use of ceramic and glass mosaics that is limited to tile bathrooms, kitchens and swimming pools, the resin mosaic

can be used in multiple ways. For example, it can embellish chairs and pieces of furniture in general, adorn ceilings, mirrors, windows and even create special effects if the resin mosaic is applied to spot lightings.

4. LIGHTNESS

Ceramic and glass mosaics cannot be used to coat false ceilings due to their heavy weight. Resin mosaic is light: as it only weighs 1,2 kg per square meter, it can be applied to supports that cannot stand heavy claddings. Thanks to its lightness, the resin mosaic can be easily shipped via aircraft at reasonable prices.

5. FLEXIBILITY

Ceramic and glass mosaics cannot be applied to irregular surfaces, and, if used, they must be adapted and cut in a very picky way,

and a fine result is not guaranteed. Resin mosaic is flexible enough to be applied to curved, concave, convex, irregular surfaces and sharp edges.

6. CUT-EASE

Easy to be applied to, resin mosaic is provided with the exact measurements required. If necessary, you can simply cut the pieces with scissors - whilst ceramic and glass mosaics have to be cut with a special tool whose final result is not guaranteed (as in most cases the glass chips off and the tile is damaged) -.

7. SELF - ADHESIVENESS


Ceramic and glass mosaics are not self-adhesive. Thanks to a self-adhesive layer, resin mosaic can be applied to any non-walled surfaces without the need of glue and grouting materials.

8. TRANSPARENCY

Ceramic mosaics are not transparent by their nature, and glass ones are not translucent and clear enough to see through. Resin mosaic can be as transparent as glass creating special decorative effects for doors and windows, and, if backlit it can produce very unique backlighting spots.

9. ELASTICITY

Ceramic and glass mosaics are very resistant and durable, but at the same time they are rigid. This means that, in case of ground instability, they are prone to cracks. The resin is a very reliable material in any conditions and, since it is very elastic, it can perform much more better if compared to traditional mosaics also in case of ground instability.



Shipping and assembly instructions

To simplify the installation process, Gemanco Design provide you with an arrangement chart showing the mosaic layout. Like a traditional one, the resin mosaic can be delivered with mesh that need to be grouted. Alternatively, it can be shipped on an adhesive support easy to apply to any other surfaces, with no need to use glues and/or grout.



WHAT GLUE TO USE

For interiors you can use MAPEI Adesilex VS 45, and for outdoor and/or humid environments you can use MAPEI KERALASTIC T. Please follow carefully the instructions given in the video shown on the webpage <http://www.gemancodesign.it/mosaic/application/> and read the instructions described in this page.

In case the mosaic has to be applied to existing tiles, make sure that the surface is free of dust, paints, waxes and oils prior to installation. Fill the joints of the old tiles with the same glue used for the mosaic

application and level it perfectly.

If you have to apply the mosaic directly either to plastered or drywalls, make sure that the surface is absolutely flat and smooth. Spread glue evenly with a notched trowel. The layer of the adhesive must be very thin.

Soon after the application, press immediately the tiles with a soft roll so as to help them stick easily. Remove the transparent protective film from the mosaic tiles.

While the adhesive is still fresh, clean off glue residues with a soft wet sponge since removing them once dried up is a complicated job!

WHAT MATERIALS TO USE FOR LEAKS

Use MAPEI Keracolor FF mixed with MAPEI FUGOLASTIC.

Before applying the grouting material, wait until the glue is completely dried up.

Remove residual powder from the joints.

Make sure that the room temperature does not exceed 35°C. Make a smooth paste of the grouting material into a clean bowl. If you use a mixer, switch it on at low speed in order to avoid the formation of air bubbles.

Use the mixture while it is still fresh as amounts of the dried paste could scratch the glossy surface of the resin mosaic.


Fill the joints completely and thoroughly with a rubber spatula to avoid irregularities.

Remove the excess grout before it dries up. Clean again with a soft sponge after approx. 15-20 minutes, once the mixture becomes opaque. Wipe the surface with a soft clean cloth to remove any powdery residue completely.


Never use epoxy materials for grouting Gemanco Design mosaics. If not used properly, these materials can make the resin opaque and, once damaged, getting back the glossy look of the mosaic is impossible.

Gemanco Design patterns


Regular patterns




– 2x2




– 1x1




– 2x10




– 4x10




– 10x10




– 2x10




– cerchi 2x2




– cerchi 3x3



– cerchi 1,5x1,5




– rombi




– esagonale

Irregular patterns



– listellare




– pied de poule



– disigual




– traprezio



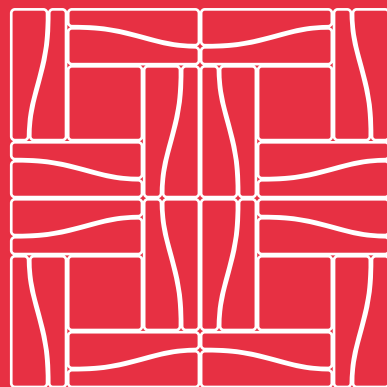
– esarombo




– voronoi



– muscat




– onde quadrate




– silhouette



– 3dimensioni




– costantino




– doha




– arabic star




– dubai




– fasa




– dalma




– abu dhabi




– tarif




– das




– moulin rouge




– medusa




– nuvola




– foglia




– bolla




– pitagora




– puzzle




– muretto




– hong kong




– illusion




– pesci




– medina




– firenze




– alain




– venezia




– milano




– roma




– khatt



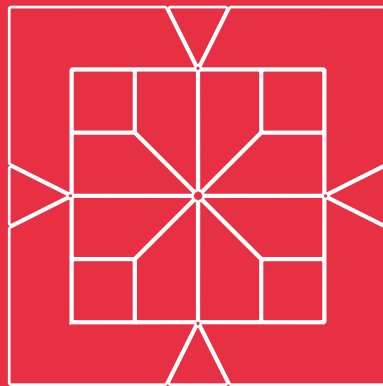
– sadad



– kish




– verona




– anak




– perugia




– masafi




– al qir




– pisa




– hamala



– brick




– clessidra




– tessuto


Irregular modular patterns




– melograno




– pop art




– onde




– osso




– labirinto




– ventaglio




– treccia




– intreccio




– cubi




– croci quadrate



– cross




– bauhaus




– decor




– sifra




– riffa




– geometric




– palloncino




– carrara




– geomag




– chair




– vimini




– dedalo




– mattoncini




– snake




– al khar




– nebak




– freccia




– piume




– triangoli



– spiga




– tiffany




– vintage




– rubino



– autunno




– drop



– lozange




– fang




– castle




– primavera



– mirror



– sport



– ninfea



– edera

Vintage Collection



– MGDVIN1601



– MGDVIN1602



– MGDVIN1603



– MGDVIN1604



Natural Collection



– MGDNA1601



– MGDNA1602




– MGDNA1603




Black & White Collection



– MGDBW1601




– MGDBW1602




– MGDBW1603




– MGDBW1604




Black & White **Collection**




– MGDBW1605



– MGDBW1606




– MGDBW1607




– MGDBW1608




Pixel Collection




– MGDPIX1601



– MGDPIX1602



– MGDPIX1603



– MGDPIX1604



Oriental Collection



– MGDOR1601



– MGDOR1602



– MGDOR1603




– MGDOR1604



Oriental Collection



– MGDOR1605



– MGDOR1606



– MGDOR1607



– MGDOR1608



Tratto 09



Tratto 09 team, made up of architects, engineers and designers, provide their customers with creative architectural and interior design solutions. *Tratto 09* has created the

“Oriental” Collection for Gemanco Design, designing exclusive patterns for mosaics, wallpapers and UV printing. The collection is inspired by the Middle East style as the images

evoke classic topics of the Arabic art revisited with a contemporary view and enriched with a materic texture.


Oriental Collection designed by *Tratto 09*



– MT9OR1609



– MT9OR1610



– MT9OR1611



– MT9OR1612

Animal Collection



– MGDAN1601




– MGDAN1602




– MGDAN1603



Abstract Collection



– MGDAB1601



– MGDAB1602



– MGDAB1603



– MGDAB1604



Claire Gaudion


Claire Gaudion is a modern textile design British company. It is specialized in printing fabrics for fashion designers and interiors. Launched in 2012, *Claire Gaudion* collections have conquered an

international market. Magazines such as *Elle Decoration*, *Homes & Gardens* and *Country Living* have covered *Claire Gaudion* collections. Also British newspapers like *The Times*, weeklies like *The Sunday*


Times, monthlies like *FT How to Spend It* and other British media have talked about *Claire Gaudion* collections.




Abstract Collection designed by *Claire Gaudion*




– MCGAB1605 / INDIGO MARBLE



– MCGAB1606 / DIVETTE



– MCGAB1607 / TIELLES THREE




– MCGAB1608 / VERMARETTE ROSE

Abstract Collection designed by *Claire Gaudion*





Mediterranean Collection



– MGDME1601



– MGDME1602




– MGDME1603



Textile Collection



– MGDTEX1601




– MGDTEX1602




– MGDTEX1603



– MGDTEX1604





wall

pa

ppers

Wallpapers




Any photographic or painting image can be printed in digital format and then converted into splendid wallpapers. The custom-made wallpaper is a simple decorative solution but with a strong effect on those looking at it. Gemanco Design produce wallpapers on demand for all tastes. You can choose among a variety of images.

To avoid any material wastage, the exact size required is already cut and ready for use. The thickness and slightly grainy texture of the paper

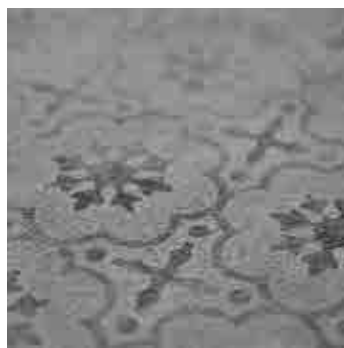
gives the impression that the image has been printed directly on the wall. The images can be either selected from Gemanco Design collection or furnished by the customer. Even the images included in Gemanco Design collection can be always modified according to your tastes and needs. Prior to the production, you are provided with a rendering of the chosen design, to ensure that everything is in accordance with the requested final finish.

The wallpaper can be used to customise offices, showrooms, exhibitions, restaurants, bars, hotels, etc. - as it is certified by M1 as fire-resistant if applied to plastered, dry or cemented walls -.

Gemanco Design wallpapers are featured by a range of textures with three different finishings - Canvas, Sandblast and Jacquard - weighing 240 g / sq. m and having a velvety touch.



– *canvas*



– *sandblast*



– *jacquard*

Technical information and installation chart

Thanks to the non-woven fabric back, Gemanco Design wallpapers can be installed easily with specific glue used for wallpapers (for non-woven fabric back or non-textured) and removed simply with no wall damage. The printed material can be washed with a soft sponge, hot water and delicate soap.

The printed graphics are scratch and abrasion-resistant. These features have been tested and the results

have yielded the highest standards among all types of wallpapers.

Gemanco Design recommends Henkel glue for wallpaper with nonwoven fabric back. The glue is generally available in DIY stores. Gemanco Design wallpapers come in excess 5 cm both in length and width.

After applying the adhesive to the wall, the paper strips can be placed on it. The strips should be applied

from left to right, from top to bottom so that the excess 5 cm in length and width is stuck to the right and to the bottom of the wall.

The strips are numbered and organised following an installation chart (a specific pattern for each project).

The panels can be maximum 106 cm wide and 50 cm high.



Vintage Collection



– CGDVIN1601



– CGDVIN1602



– CGDVIN1603



– CGDVIN1604




Natural Collection



– CGDNA1601



– CGDNA1602



– CGDNA1603




– CGDNA1604



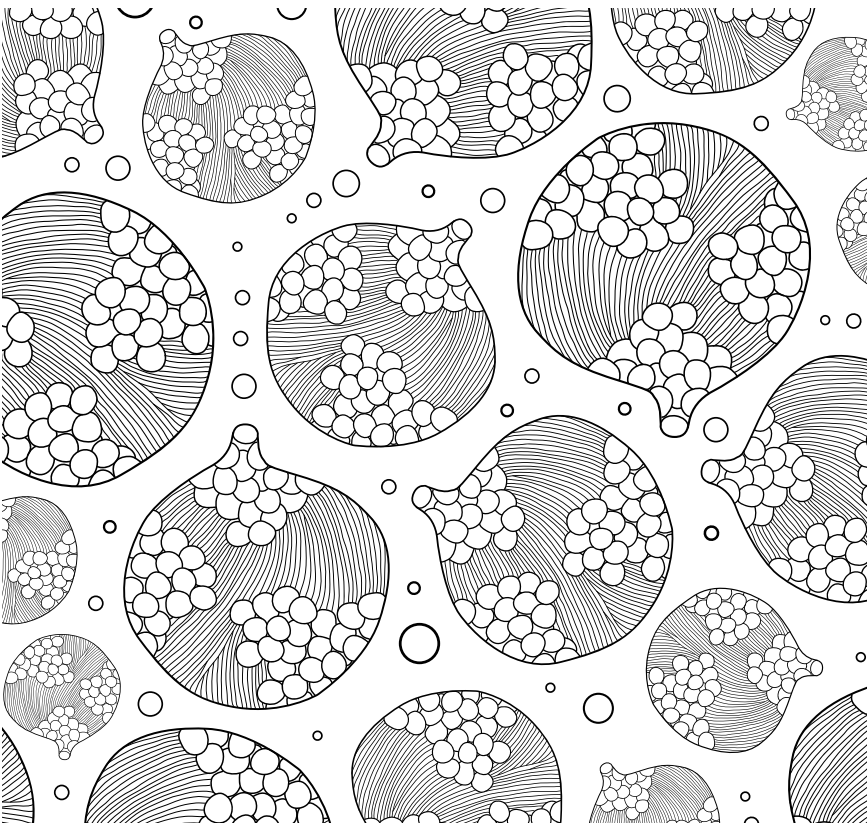
Natural Collection




– CGDNA1605



– CGDNA1606




– CGDNA1607




– CGDNA1608




Black & White Collection



– CGDBW1601



– CGDBW1602




– CGDBW1603



– CGDBW1604




Black & White Collection




– CGDBW1605



– CGDBW1606



– CGDBW1607



– CGDBW1608



Feathers Collection




– CGDPIU1601



– CGDPIU1602




– CGDPIU1603



– CGDPIU1604




Oriental Collection



– CGDOR1601



– CGDOR1602



– CGDOR1603




– CGDOR1604




Oriental Collection



– CGDOR1605



– CGDOR1606




– CGDOR1607




– CGDOR1608




Oriental Collection **designed by *Tratto 09***




– CT9OR1610



– CT9OR1611




– CT9OR1612



– CT9OR1613




Oriental Collection **designed by *Tratto 09***



– CT9OR1614



– CT9OR1615



– CT9OR1616



Animal Collection



– CGDAN1601



– CGDAN1602



– CGDAN1603



– CGDAN1604



Animal Collection



– CGDAN1605



– CGDAN1606




– CGDAN1607




– CGDAN1608




Abstract Collection




– CGDAB1601



– CGDAB1602




– CGDAB1603




– CGDAB1604




Abstract Collection designed by ***Claire Gaudion***




– CCGAB1605 / DIVETTE



– CCGAB1606 / CAQUOROBERT




– CCGAB1607 / ALBECQ



– CCGAB1608 / VERMERETTE BLEU



Mediterranean Collection



– CGDME1601



– CGDME1602




– CGDME1603



– CGDME1604




Mediterranean Collection



– CGDME1605



– CGDME1606



– CGDME1607




– CGDME1608



Textile Collection




– CGDTEX1601



– CGDTEX1602




– CGDTEX1603



– CGDTEX1604





UV
sur
fa
ces



Decorations with UV printing



Any material can be printed thanks to the special printing UV (Ultra Violet) technique. Ceramic, marble, porcelain tiles, wooden surfaces, glass and any other material can be adorned with UV printing. Gemanco Design printing provides high quality results and produces relief designs creating an extraordinary tactile effect that can be used for special purposes, i.e., for printing of texts in

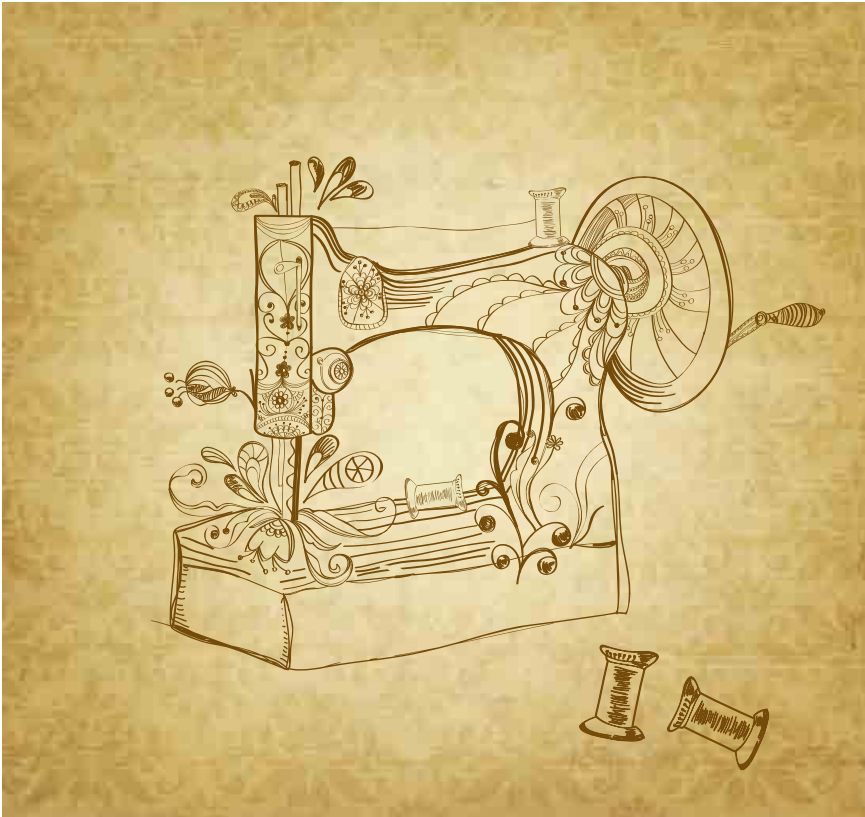
Braille. With UV technology the ink polymerizes instantly and dries up quickly - the colours are bright and long lasting -.

UV printing is eco friendly as the ink used are chemical-free and non toxic. It can be made either in four-colour printing (CMYK) or four-color printing + white and/or with relief glossy effect.

The decorated surface is finished

with a protective layer - that can be glossy, opaque or matte - making the decoration resistant to footsteps, scratches and to chemical agents. Tiles decorated with UV printing become also non-slip and can be non-toxic if installed on surfaces in very close contact with food. The printable surfaces is max 25 cm high.

Vintage Collection



– UVGDVIN1601



– UVGDVIN1602




THE RACING BICYCLE OF 1874

– UVGDVIN1603



– UVGDVIN1604




- UVGDVINI605



- UVGDVINI606



- UVGDVINI607



- UVGDVINI608


Natural Collection



– UVGDNA1601



– UVGDNA1602



– UVGDNA1603



– UVGDNA1604



– UV printing on plywood




– UV printing on glass

Black & White Collection




– UVGDBW1601



– UVGDBW1602




– UVGDBW1603




– UVGDBW1604



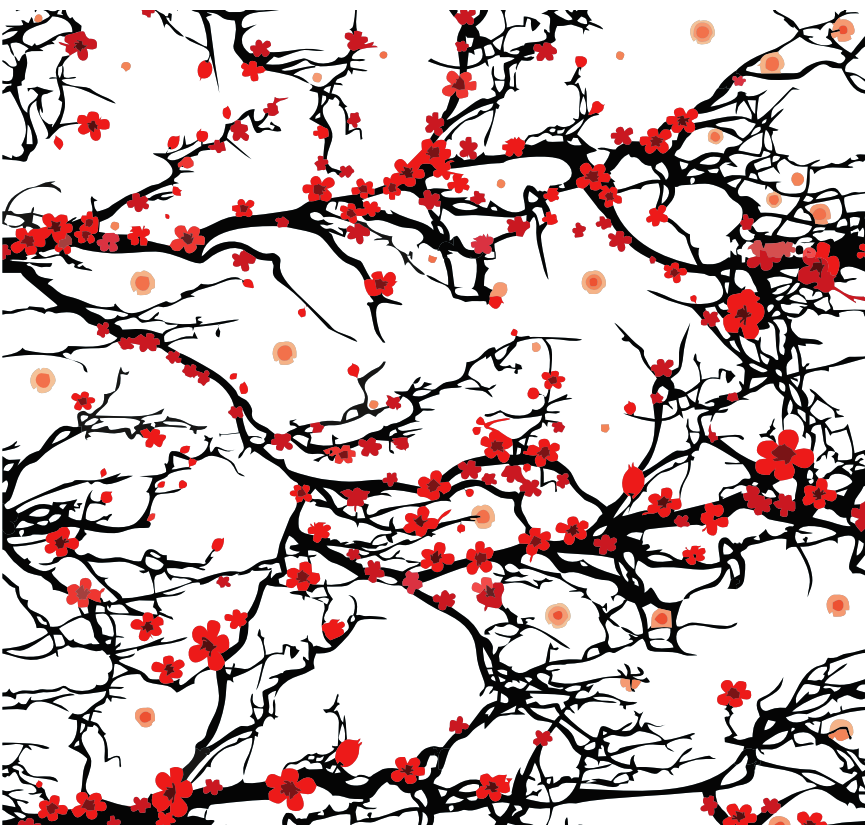
Oriental Collection




– UVDOR1601



– UVDOR1602



– UVDOR1603



– UVDOR1604



– UV printing on white ceramic



– UV printing on white ceramic

Oriental Collection **designed by *Tratto 09***



– UVT9OR1605



– UVT9OR1606



Animal Collection



– UVGDAN1601



– UVGDAN1602



– UVGDAN1603




– UVGDAN1604



Abstract Collection



– UVGDAB1601



– UVGDAB1602



– UVCGAB1603 / FAUCONNERIE VERT



– UVCGAB1604 / ROQUAINE



– UV printing on white ceramic

Mediterranean Collection




– UVGDM1601



– UVGDM1602



– UVGDM1603




– UVGDM1604



– UV printing on ceramic


Textile Collection



– UVGDTEX1601



– UVGDTEX1602



– UVGDTEX1603



– UVGDTEX1604



– UV printing on white ceramic



– UV printing on white ceramic



– UV printing on white ceramic and plastic

the

au

te

ur

The Auteur Collections

Mimmo Taccardi

Mimmo Taccardi, born in Matera in 1964, now lives and works in Lucania. Since his childhood, he has been drawing, and later exhibiting in solo and group exhibitions in Apulia and Basilicata, and in many other Italian cities. He has got many national and international awards to his fame. The Lucanian artist portrays the “Stones of Matera” with an original, simple and unambiguous style,

making his works of art appealing to those art lovers looking for peace and serenity of the soul.

SOME OF TACCARDI'S EXHIBITIONS AND AWARDS ARE THE FOLLOWING:

1995: 5th prize at the 24th International Competition of Contemporary Art in San Giovanni Bono of Cesena;

1994: Personal exhibition in Matera

1984: G. Ferrari's award at the exhibition in Santhià (VC);

1980: Personal art exhibition in Angera (VA);

1979: Award at the VI International Painting Exposition V. Mare Matera;

1978: 1st prize in the national competition conducted by RAI TV.





The Auteur Collections

Mimmo Taccardi



– CMT1601



– CMT1602



– MMT1603



– MMT1604



– UVMT1605



– UVMT1606



– UV printing on ceramic

The Auteur Collections


Raffaello D'Accolti



Raffaello D'Accolti is a painter, an illustrator and designer from Bari. In his paintings he depicts real


life - in black and white - with a multicolor, attractive and amusing effect. His collection is an intense

representation of his lifestyle and a colorful description of the social trends of our times.



The Auteur Collections

Raffaello D'Accolti



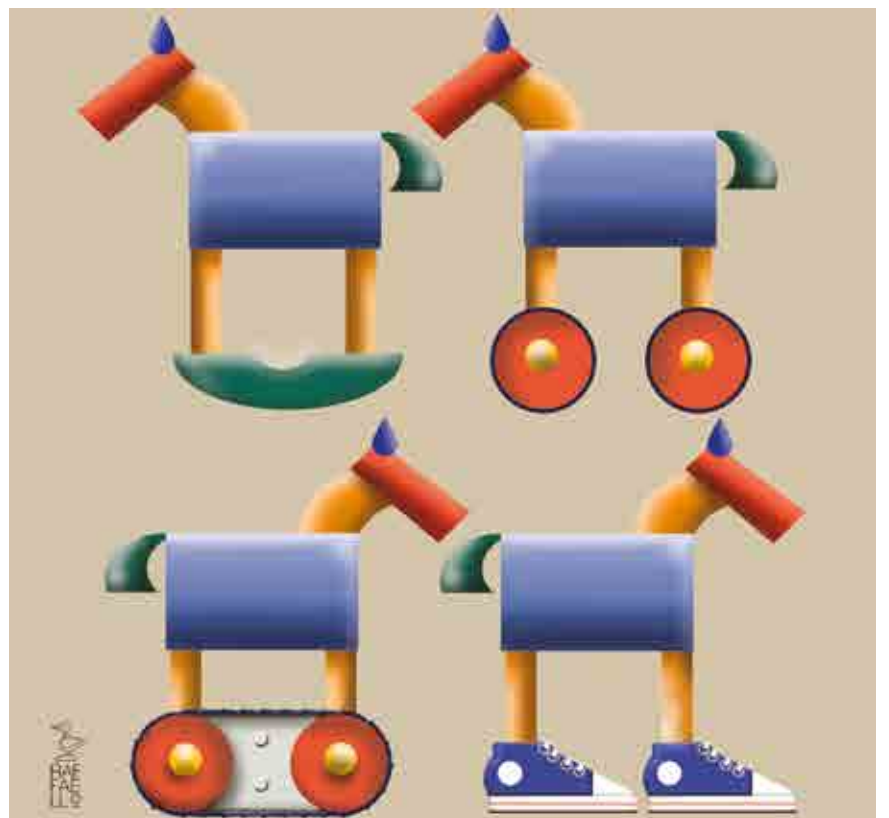
– MRD1601




– MRD1602



– MRD1603



– UVRD1604




– CRD1605



– CRD1606



– CRD1607



– CRD1608



GEMANCO[®]
DESIGN

WALL EXPERIENCE

Contacts

GEMANCO DESIGN
Via Delle Dalie, 1
70026 Modugno (BARI)
ITALY

T. +39 080 5315701

M. +39 344 2765796

F. +39 080 5315700

info@gemancodesign.it
www.gemancodesign.it



Contacts

GEMANCO DESIGN
Via Delle Dalie, 1
70026 Modugno (BARI)
ITALY

T. +39 080 5315701
M. +39 344 2765796
F. +39 080 5315700

info@gemancodesign.it
www.gemancodesign.it